



SAFEAir Series
Linear Pneumatic Piston Actuators
For On/Off and Control Valves





» SAFEAir Series Linear Pneumatic Piston Actuators

Our robust, high quality linear pneumatic piston (LPP) actuators (double acting and spring return) are suitable for on/off and control valve applications in demanding environments. This innovative product uses Sanyata's proven piston and seal design, compact extruded housing and adds to it, an integral Namur mounting solenoid valve option, thus making it the most compact solution in the linear segment. The LPP series can be matched to the stroke requirements of most valves and are available with yoke brackets for easy mounting. The Sanyata SAFE-Box series limit switch box can be integrated easily for open and close remote indication. Actuators can also be offered with integral manual override.



» Features

- Robust Extruded Housings for demanding applications
- Integral Namur Mounting of Solenoid Valve, avoiding tubing, fittings and possible leakages
- Integral Manual override option
- Yoke bracket suitable for the valve stroke
- Provision for Limit Switch Box / Positioner Mounting
- Visual position indicator to show the valve open/close position
- Fully enclosed alloy steel spring cartridges which enables safe disassembly of the spring enclosure
- Spring up and Spring down configurations are available
- Capable of short stroke for control valves and long stroke for knife gate valves
- Adjustable end stopper for open (up) position.

Working Pressures

Max operating pressure – 10 bar(145psig)

Working Environment

Standard: -30°C to 70°C (-58°F to 158°F) with NBR Seals
 High Temperature: -15°C to 160°C (5°F to 320°F) with Viton Seals
 Extended Temperature - 60°C to 200°C (-76°F to 392°F) with Silicone Seals
 Food safe version also available

Endurance Testing

Designed and tested for life cycles upto 500,000 cycles

Valve Interface

Threaded Shaft and Mounting Flange suitable for Yoke mounting

Air Supply Ports

EN ISO228 G1/8", G1/4", G1/2" based on the actuator size

Lubrication

Lubricated for life

Manual Override

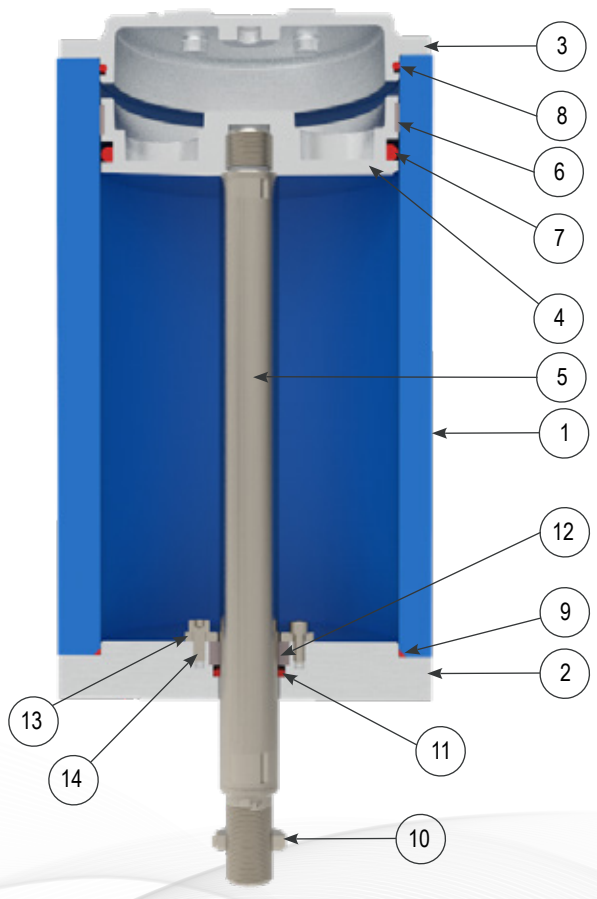
Integral handwheel or gearbox manual override

Approvals and Industry Standards:

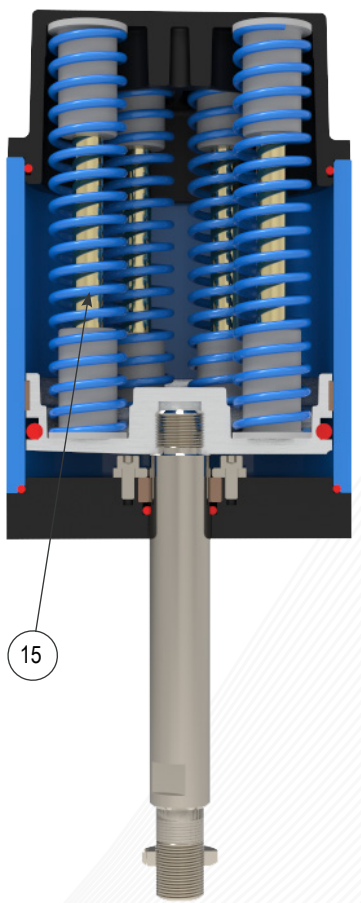
Management System in Accordance with ISO 9001:2015

Valve flange: ISO 5211/DIN3337





S.No	Description	Material
1	Cylinder Body	Aluminium
2	Head Flange	Aluminium
3	Tail Flange	Aluminium
4	Piston	Aluminium
5	Piston Rod	Steel/Stainless Steel
6	Wear Ring	Delrin
7	O-Ring	Rubber
8	O-Ring	Rubber
9	O-Ring	Rubber
10	Lock Nut	Steel/Stainless Steel
11	O-Ring	Rubber
12	Bearing Bush	Delrin/Nylon
13	Retainer Plate	Stainless steel
14	Screw	Stainless steel
15	Spring Cartridge	Spring Steel



» Actuator Performance Data

Model	Double Acting Thrust (N)								Spring Thrust (N)		Stroke Range (mm)	Rod Thread	Mounting Flange
	3 Bar	4 Bar	5 Bar	6 Bar	7 Bar	8 Bar	9 Bar	10 Bar	Spring Extended	Spring Compressed			
LPP-100	2198	2983	3768	4553	5338	6123	6908	7693	1481	3315	20 - 150	M16x2p	F07
LPP-130	3715	5041	6368	7695	9021	10348	11675	13001	2343	5272	20 - 200	M16x2p	F10
LPP-160	5627	7636	9646	11656	13665	15675	17684	19694	3814	8129	20 - 250	M20x2p	F12
LPP-200	8792	11932	15072	18212	21352	24492	27632	30772	6017	14182	20 - 300	M24x2p	F14

Model	Double Acting Thrust (lb-f)								Spring Thrust (lb-f)		Stroke Range (in)	Rod Thread	Mounting Flange
	50 psig	60 psig	70 psig	80 psig	90 psig	100 psig	125 psig	150 psig	Spring Extended	Spring Compressed			
LPP-100	573	695	816	938	1060	1181	1486	1790	333	745	1 - 6	5/8" - 18 UNF	F07/FA07
LPP-130	968	1174	1380	1585	1791	1997	2511	3025	527	1185	1 - 8	5/8" - 18 UNF	F10/FA10
LPP-160	1467	1778	2090	2401	2713	3024	3803	4582	857	1827	1 - 10	3/4" - 16 UNF	F12/FA12
LPP-200	2408	2920	3431	3943	4454	4965	6244	7522	1353	3188	1 - 12	1" - 12 UNF	F14/FA14








» Naming Scheme

	LPP	100	150	SD	4	N	A	8	1	S	5	X
Product Series LPP												
Bore – 100, 130, 160, 200												
Stroke – 25, 50, 75, 100, 150, 200, 250, 300												
Action DA: Double Acting SU: Spring UP SD: Spring Down												
Spring Set X, 1, 2, 3, 4, 5, 6 (Use X for Double Acting)												
Manual Override Y: Yes N: No												
Material of Construction A: Aluminium												
Valve Flange Interface 8: F07 11: F14 9: F10 10: F12												
Valve Stem Interface 1: Threaded Piston Rod with Lock Nut 2: With Flat Bracket 3: With Split Coupling												
Environment S: Standard Temp E: Extended Temp H: High Temp F: Food Grade												
Coating 1: Hard Anodised 2: Epoxy coated (200+ Hours Salt Spray Test) 3: Durafon PTFE coating 4: FDA Compliant Epoxy Polyester coating 5: Nickel Plating												
Specials X-None												

Contact

-  Sanyata Actuation and Fluid Engineering Pvt. Ltd.,
No: 262/1-A, Mettukuppam Road, Via Alapakkam Road,
Janaki Nagar, Maduravoyal, Chennai-600095
-  Tel: +91 44 29585783 | Mobile: +91 9884066783
-  Email: sales@sanyata.in | Web: www.sanyata.group

